

Preparation of silver nanoparticles confined in SBA-15 mesoporous silica by ultra-short pulsed laser ablation in liquid

J. Vályon¹, R. Barthos¹, Á. Szegedi¹, A. Guarnaccio^{2,4}, A. De Stefanis³, A. De Bonis^{2,4}, S. Orlando², R. Teghil^{2,4}, A. Santagata²

¹Research Centre for Natural Sciences, Institute of Materials and Environmental Chemistry, Hungarian Academy of Sciences, 1025 Budapest, Pusztaszeri út 59-67, Hungary,

²UOS Potenza, Institute for Inorganic Methodologies and Plasmas - CNR, Via S. Loja, 85050 Tito Scalo (PZ), Italy, e-mail: antonio.santagata@cnr.it

³Institute for Inorganic Methodologies and Plasmas - CNR, Rome Research Area-CNR, Via Salaria Km 29, 300, Monterotondo, Rome 00016, Italy

⁴Università della Basilicata, Dipartimento di Scienze, Via dell'Ateneo Lucano 10-85100, Potenza, Italy

Introduction

Catalytic total oxidation is an efficient method for the removal of volatile organic compounds (VOCs). Supported noble metals (Pt, Pd) are widely applied for this process. Research is however focusing on the development of less expensive and more environmentally friendly catalysts. It has been shown that nano-sized silver particles can be active for such a purpose [1]. With their high specific surface area and uniform pore structure ordered nanoporous silica materials are excellent supports for noble and transition metal catalysts [2]. Through the combination of these systems an enhanced effect can be achieved. With this regard different methods for producing metal nanoparticles within the silica matrix can be employed, such as direct hydrothermal synthesis, template ion-exchange and pulsed laser ablation in liquid [3]. Peculiarities of the nanoporous structure as well as dispersity of the metal can strongly influence the catalytic activity.



Experimental

Supports: SBA-15, MCM-41 (SiO₂) hexagonal, P6mm
5 wt.% Ag, 8 wt.% Ag

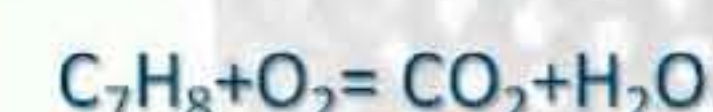
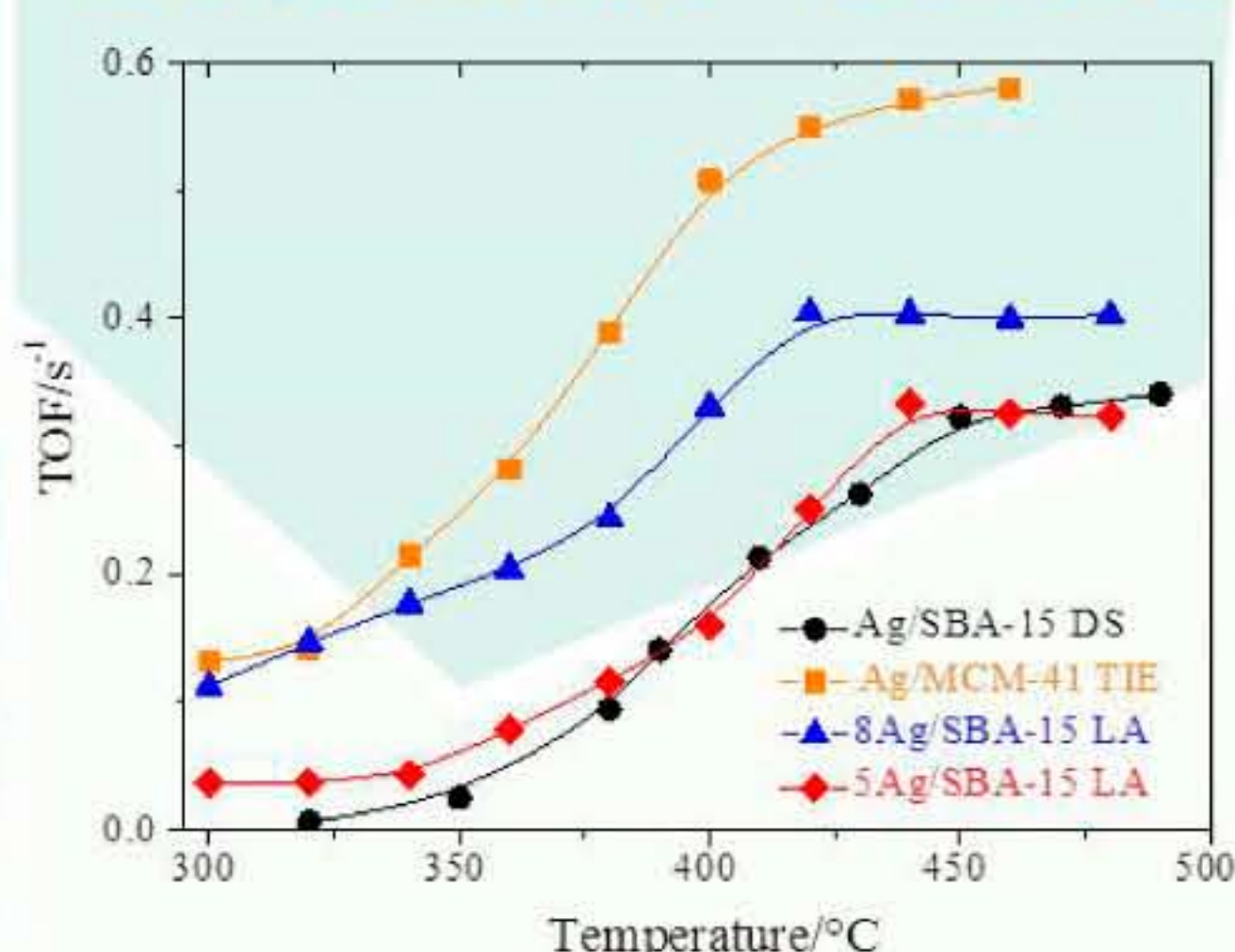
Ag/SBA-15 (DS): Direct, hydrothermal synthesis, 8 wt.% Ag
40°C-20h, 100°C - 48h, template removal: 450°C-5h/Air
1 TEOS: 0.017 P123: 0.05 AgNO₃: 4.93 HNO₃: 177.9 H₂O.
Ag/MCM-41 (TIE): Template ion-exchange method, 5 wt.% Ag
0.1 M AgNO₃, 50°C - 20 h, template removal: 500°C-5h/Air

Pulsed Laser Ablation in Liquid

- Ti:Sapphire@800 nm, 100 fs, 1 KHz, 3 mJ/pulse
- 25 mm water column height; 40 mm lens focal length
- ablation time 10 minutes, 5 wt.% Ag
- ablation time 20 minutes, 8 wt.% Ag
- stirrer speed 400 rpm






Catalytic results - Total oxidation of toluene



- Atm. press., fixed bed flow reactor, 30 ml/min O₂ carrier gas
- P_{toluene} = 0.9 Pa/30ml/min,
- WHSV=1.2 g/B_{cat}h
- Products: only CO₂ and H₂O

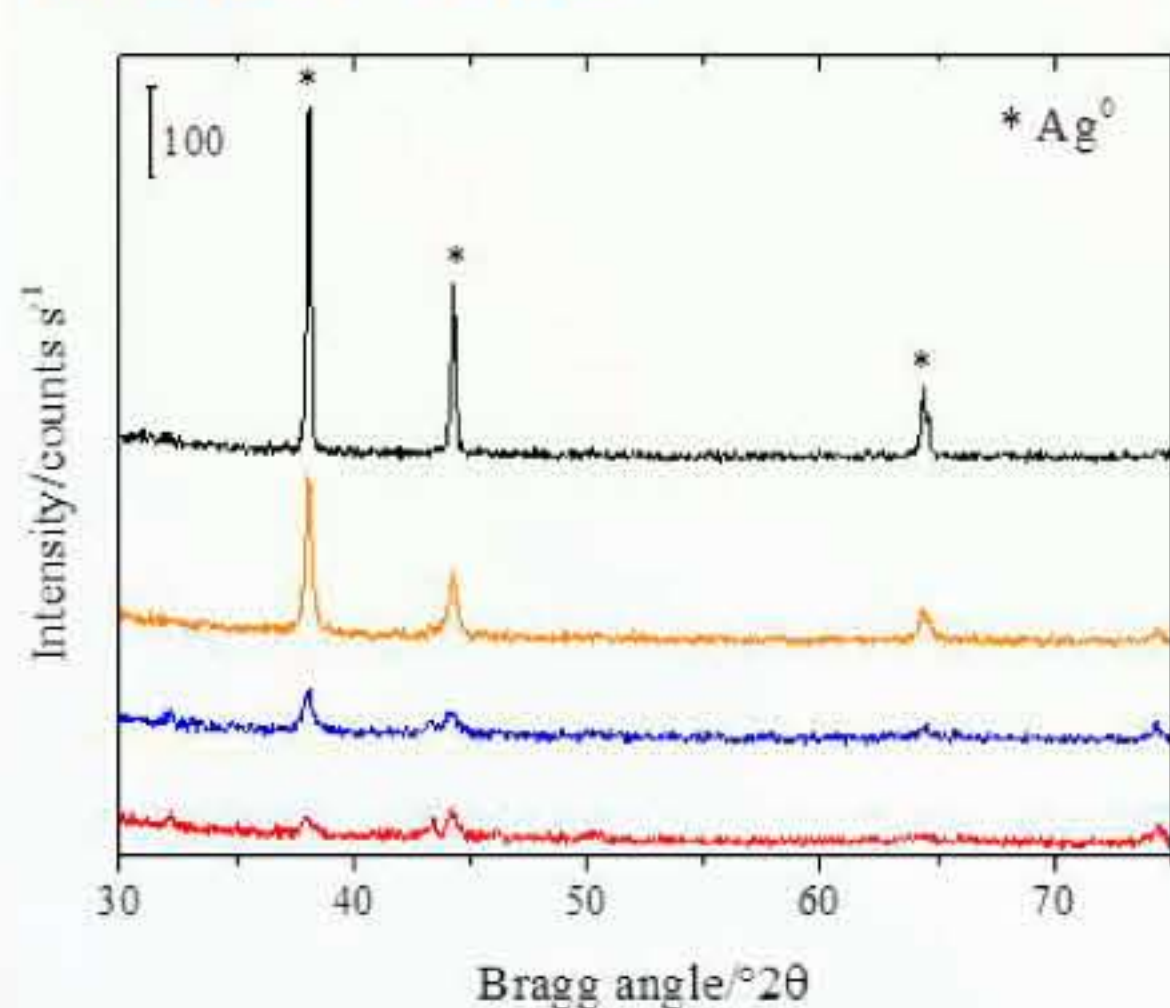
- High catalytic activity on Ag/MCM-41 TIE
→ finely dispersed Ag⁰ nanoparticles, smaller pores for the stabilization of metallic particles
- Lower catalytic activity on SBA-15 carriers independently of Ag loading method
→ bigger Ag⁰ nanoparticles, larger pores for the agglomeration of silver particles during the reaction

SBA-15 support



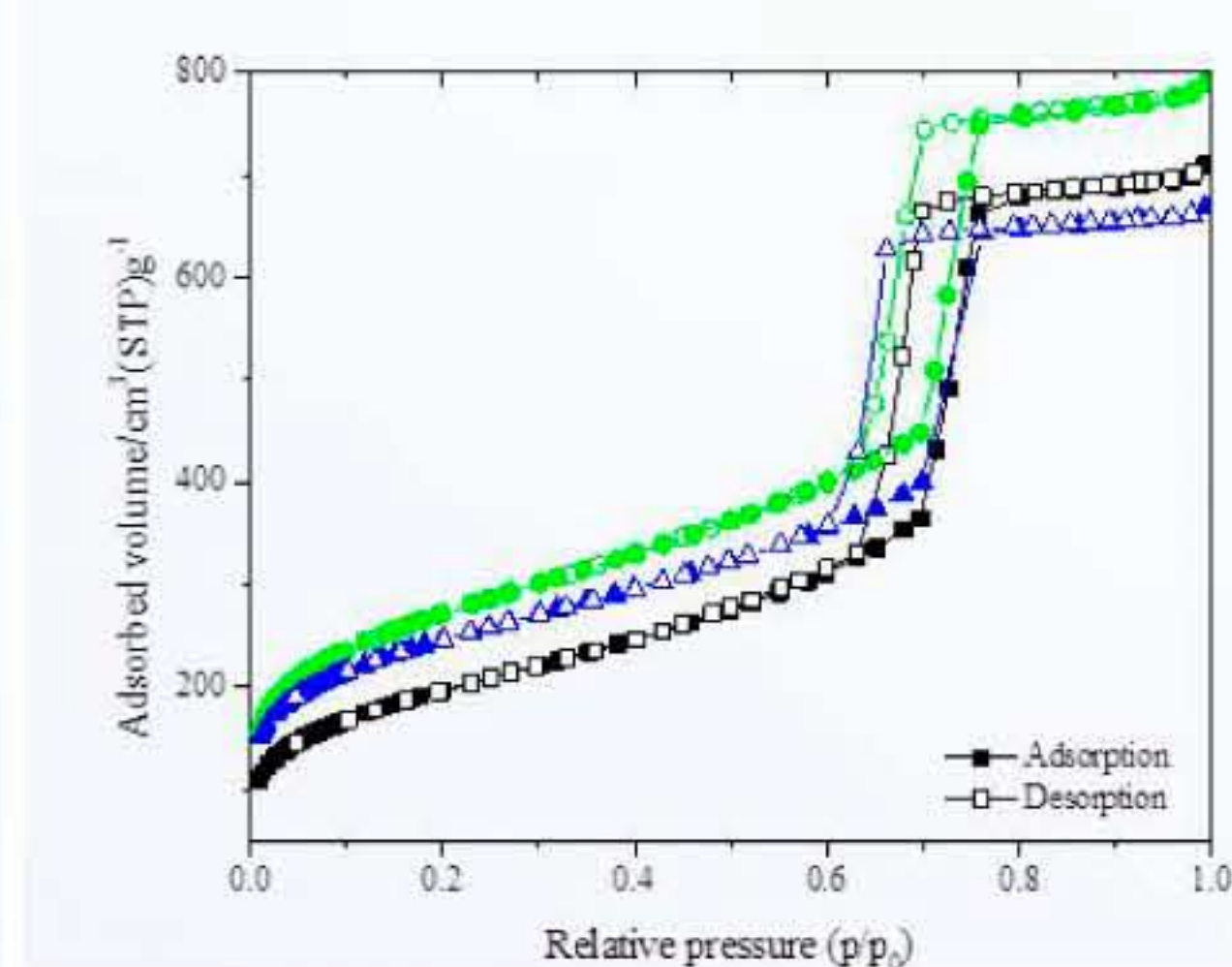
Results

Texture - XRD



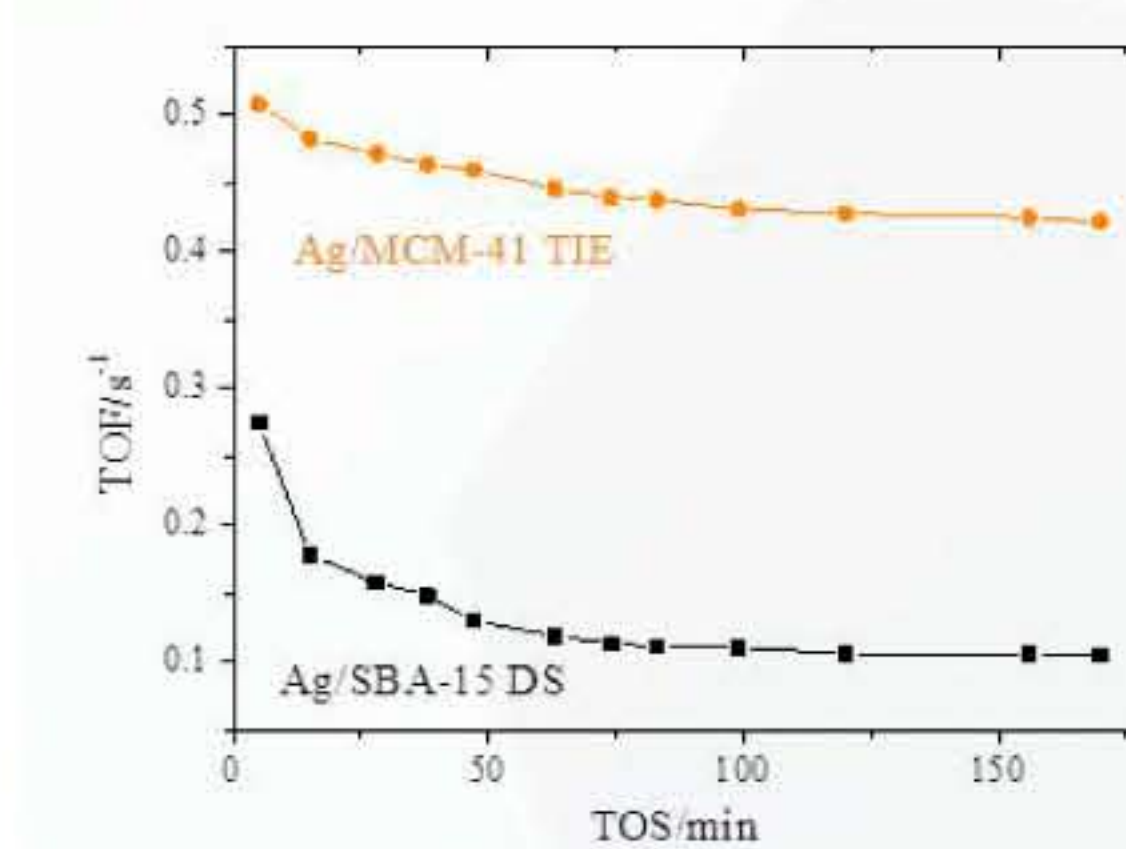
- Well ordered nanoporous structure by DS and upon modification by TIE and LA
- Only Ag⁰ phase
- Crystallite size of Ag⁰ (by Sherrer equation)
Ag/SBA-15 DS: 1 μm
Ag/MCM-41 TIE: 45 nm
8Ag/SBA-15 LA: 45 nm
5Ag/SBA-15 LA: 45 nm
- Increasing Ag⁰ intensity after catalysis

Texture - N₂ physisorption



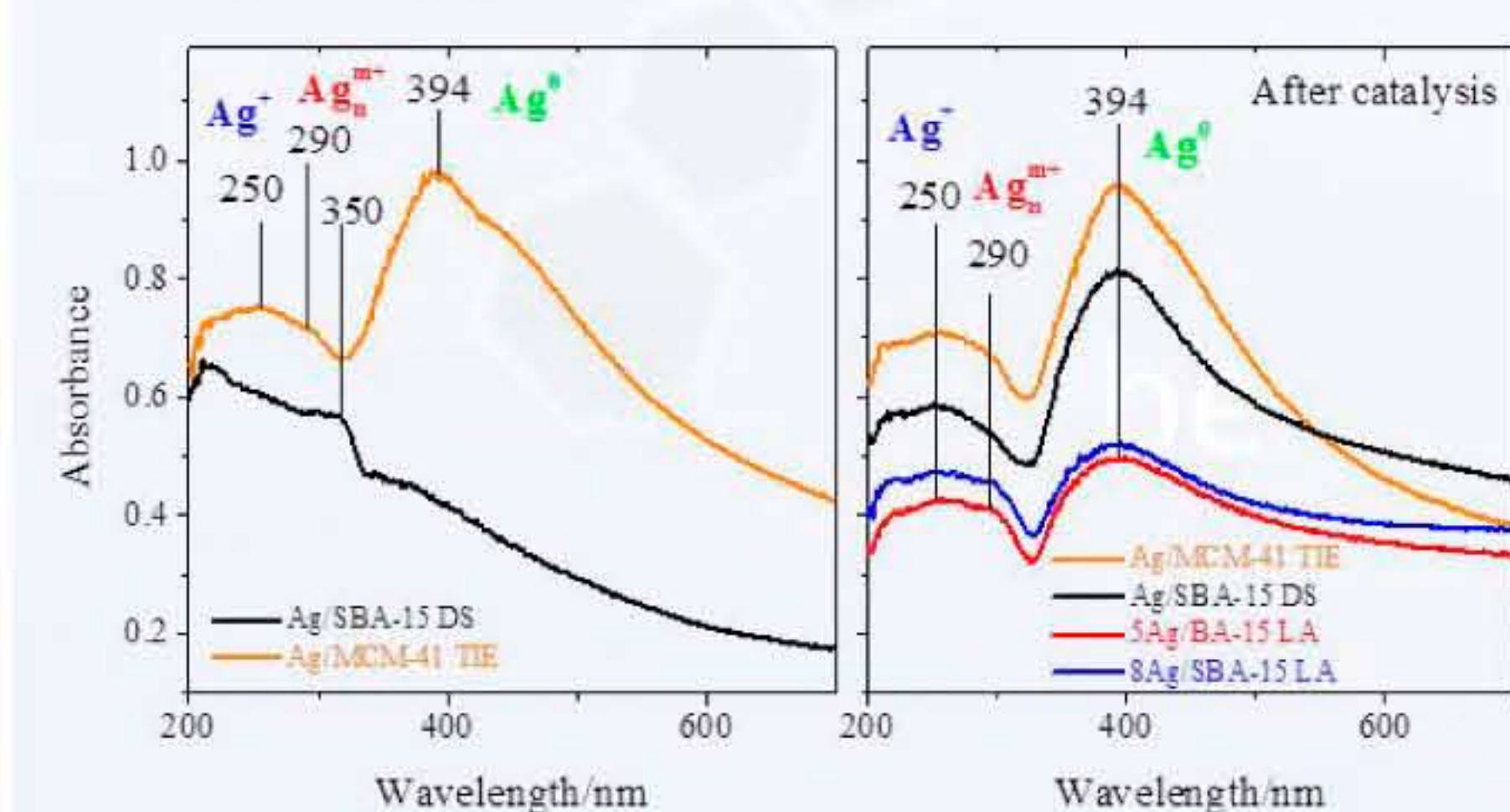
Sample	BET m ² /g	PV cm ³ /g	PD nm
Ag/MCM-41TIE	927	0.76	2.6
SBA-15	1012	1.20	6.0
Ag/SBA-15DS	698	1.08	6.6
Ag/SBA-15LA	880	1.02	6.0

Catalytic results - Time on stream



- Fast deactivation on Ag/SBA-15 DS
- More stable catalytic behavior on Ag/MCM-41 TIE
- More finely dispersed Ag⁰ nanoparticles confined in the mesopores of Ag/MCM-41 TIE

DR UV-Vis spectroscopy



- 250 nm isolated Ag⁺
- 290-350 nm Ag nanoclusters
- 394 nm Surface plasmon resonance (SPR) of Ag⁰ nanoparticles
- No SPR for Ag/SBA-15 DS
- No changes in Ag/MCM-41 TIE after catalysis
- Appearance of SPR for Ag/SBA-15 SD after catalysis

Conclusions

- Silver nanoparticles can be loaded on SBA-15 support by using pulsed laser ablation (LA)
- Physico-chemical and catalytic properties of Ag/SBA-15 materials are similar, independently of the preparation method (direct synthesis or LA)
- Finely and uniformly dispersed Ag⁰ nanoparticles confined in small nanopores to avoid agglomeration is necessary for the high conversion and stable catalytic behavior in VOC total oxidation
- Optimization of LA method can improve the silver particle dispersion and penetration into nanopore system

References

- [1] X. Zhang, Z. Qu, F. Yu, Y. Wang, *Journal of Catalysis* **297** (2013) 264–271.
- [2] Á. Szegedi, M. Popova, K. Lázár, Sz. Hébert, E. Drotár, *Micropor. Mesopor. Mater.* **177** (2013) 97–104.
- [3] A. De Bonis, M. Sansone, L. D'Alessio, A. Galasso, A. Santagata, R. Teghil, *J. Phys. D: Appl. Phys.* (2013) in press, D/481996/PAP/212379

Acknowledgements

This poster draws on work undertaken as part of the project CLaN (Combined Laser Nanotechnology) co-financed by the Operational Programme ERDF Basilicata 2007-2013.